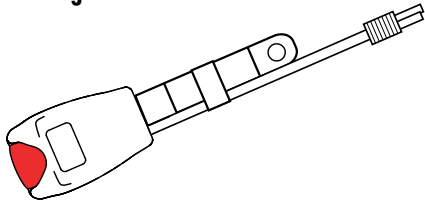
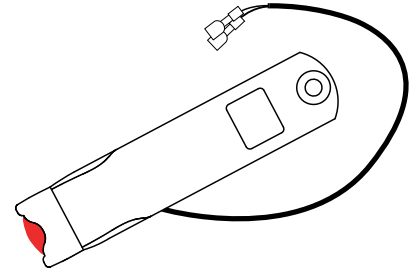
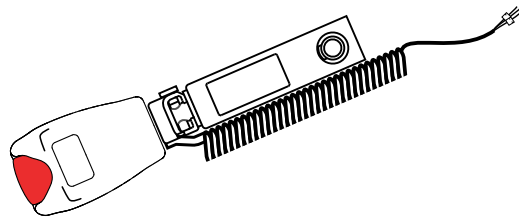


# Electrical Options

## Rigid Attachment



## Expandable Comfort Device Attachment



Buckles by IMMI® offer electrical switch capabilities that can be integrated with machine safety systems. The use of electrical indicators can help operators remember to latch their seat belts before commencing work. IMMI provides numerous switch, harness and connector options to meet the requirements of every machine application.

- Sealed switch for damp environments, IP67 rating
- Compatible with a variety of IMMI harness and connector options
- Field proven
- Available with end-release buckles
- Available on Comfort Ride products



BRINGING SAFETY TO PEOPLE™

[imminet.com](http://imminet.com)



### IMMI World Headquarters

18881 U.S. 31 North  
Westfield, IN  
46074-0408 USA  
T: 866.765.5835  
F: 317.896.2142

### IMMI Ltd.

Unit 46, Colbourne Ave., Nelson Park  
Cramlington  
Northumberland NE 23 1WD  
United Kingdom  
T: + 44 (0) 1670 739 644  
F: + 44 (0) 1670 739 647

